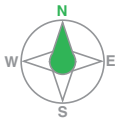




235
238
239



Effective **May 2020**



235 Kilburn to city



238 UniSA Mawson Lakes Campus to city



239 Arndale to city



GO ZONE Churchill Road

Useful information



Visit adelaidemetro.com.au

Get real time journey planning, fare information, disruption alerts & more



Download metroMATE

Find your next service in real time. Register for disruption updates sent direct to your mobile device



@AdelaideMetroSA

Latest service information & detours plus special event details



InfoCentre

Adelaide Railway Station, North Terrace, city



InfoLine

Call 1300 311 108
7am-8pm daily



Delays to services

may occur. Alternate routes may be used. Register or follow us for disruption advice.



In case of emergency

call 000



Disclaimer

This timetable is correct at the time of publication. Adelaide Metro reserves the right to make amendments when necessary. Refer to adelaidemetro.com.au for latest timetable versions



Route descriptions

235 Kilburn to city via Churchill Road & Jeffcott Street.
Service operates 7 days.

238 UniSA Mawson Lakes Campus to city via Churchill Road & Jeffcott Street.
Limited service operates Monday-Friday.

239 Arndale Centre Interchange to city via Days Road, Churchill Road & Jeffcott Street.
Service operates 7 days.

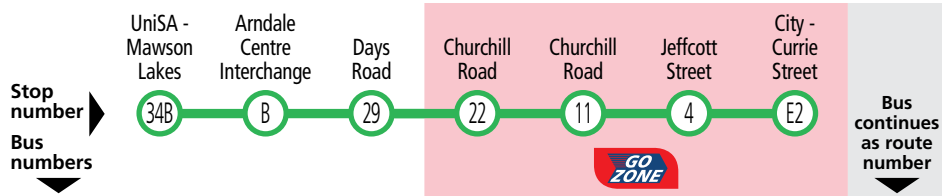
GO ZONE Churchill Road

Between stop 22 Churchill Road and the city, catch buses 235, 238 and 239 approximately every 15 minutes between 7.30am and 6.30pm Monday to Friday and every 30 minutes at night, Saturday, Sunday and public holidays until 10pm.





235, 238, 239 UniSA Mawson Lakes, Arndale & Kilburn to city



Monday to Friday									
	UniSA - Mawson Lakes	Arndale Centre Interchange	Days Road	Churchill Road	Churchill Road	Jeffcott Street	City - Currie Street	Bus continues as route number	
AM	235	-	-	6.06	6.12	6.19	6.24	273	
	235	-	-	6.20	6.26	6.34	6.39	271	
	235	-	-	6.35	6.42	6.50	6.55	273	
	235	-	-	6.45	6.52	7.01	7.06	271	
	239	-	6.44	6.50	6.58	7.07	7.16	273	
	235	-	-	-	7.08	7.16	7.26	7.33	271
	235	-	-	-	7.18	7.26	*7.35	KZ7.43	-
	235	-	-	-	7.26	7.34	7.45	7.52	273
	235	-	-	-	7.35	7.46	7.59	8.08	271
	239	-	7.31	7.38	7.46	7.59	8.12	8.21	273
	235	-	-	-	7.59	8.13	8.27	8.36	271
	239	-	7.58	8.05	8.13	8.29	8.41	8.50	273
	235	-	-	-	8.29	8.42	8.53	9.01	273
	239	-	8.29	8.36	8.44	8.54	9.05	9.12	271
	235	-	-	-	8.59	9.08	9.19	9.25	273
	235	-	-	-	9.14	9.23	9.34	9.40	271
	239	-	9.14	9.21	9.29	9.37	9.47	9.53	273
	235	-	-	-	9.44	9.52	10.02	10.08	271
	235	-	-	-	9.59	10.07	10.17	10.23	273
	235	-	-	-	10.14	10.22	10.32	10.38	271
239	-	10.11	10.19	10.27	10.36	10.46	10.52	273	
235	-	-	-	10.44	10.52	11.01	11.07	271	
235	-	-	-	10.59	11.07	11.16	11.22	273	
235	-	-	-	11.14	11.22	11.31	11.37	271	
239	-	11.11	11.19	11.27	11.36	11.46	11.52	273	
235	-	-	-	11.44	11.52	12.01	12.07	271	
235	-	-	-	11.59	12.07	12.16	12.22	273	
PM	235	-	-	12.14	12.22	12.31	12.37	271	
	239	-	12.11	12.19	12.27	12.36	12.46	273	
	235	-	-	-	12.44	12.52	1.01	1.07	271
	235	-	-	-	12.59	1.07	1.16	1.22	273
	235	-	-	-	1.14	1.22	1.31	1.37	271
	239	-	1.11	1.19	1.27	1.36	1.46	1.52	273
	235	-	-	-	1.44	1.52	2.01	2.07	271
	235	-	-	-	1.59	2.07	2.16	2.22	273
	235	-	-	-	2.12	2.20	2.29	2.35	271
	239	-	2.11	2.19	2.27	2.36	2.45	2.51	273
	235	-	-	-	2.41	2.49	2.58	3.04	271
	235	-	-	-	2.56	3.04	3.13	3.19	273
	235	-	-	-	3.11	3.19	3.28	3.34	271
	238	N3.11	-	-	N3.26	N3.34	N3.43	N3.49	273
	239	-	3.22	3.30	3.38	3.47	3.56	4.02	271
	235	-	-	-	3.51	3.59	4.08	4.14	273
	239	-	3.49	3.57	4.06	4.15	4.24	4.30	271
	238	N4.05	-	-	N4.21	N4.29	N4.38	N4.45	273
	239	-	4.19	4.27	4.36	4.45	4.54	5.01	271
	235	-	-	-	4.51	4.59	5.08	5.16	273
	235	-	-	-	5.02	5.10	5.19	5.27	273
	239	-	4.59	5.07	5.16	5.25	5.34	5.41	271
	238	N5.17	-	-	N5.31	N5.39	N5.48	N5.54	273
	239	-	5.31	5.38	5.46	5.55	6.04	6.10	271
	235	-	-	-	6.03	6.09	6.18	6.24	273
	239	-	6.05	6.11	6.18	6.25	6.33	6.38	273
	235	-	-	-	6.35	6.41	6.49	6.54	273
	239	-	6.35	6.41	6.48	6.55	7.02	7.07	273
	235	-	-	-	7.05	7.11	7.18	7.23	271
	235	-	-	-	7.35	7.41	7.48	7.53	273
235	-	-	-	8.05	8.11	8.18	8.23	271	
235	-	-	-	8.35	8.41	8.48	8.53	273	
235	-	-	-	9.05	9.11	9.18	9.23	273	
239	-	9.21	9.27	9.34	9.41	9.48	9.53	271	
235	-	-	-	10.05	10.11	10.18	10.23	273	
235	-	-	-	10.35	10.41	10.48	10.53	273	

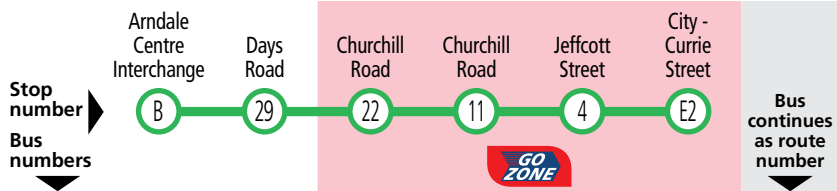
Buses continue to...
 271 Tea Tree Plaza Interchange
 273 Paradise Interchange

Legend

- K** – Bus terminates at stop G3 Grenfell Street, city 5 minutes after the time shown.
- N** – Bus operates as route 235 on business days between Christmas Day & New Year's Day & will depart from stop 22 Churchill Road, Kilburn.
- Z** – Bus does not operate on business days between Christmas Day & New Year's Day.
- *** – Times are approximate only. Bus does not have to wait until this time to depart stop.



235, 239 Arndale & Kilburn to city



Saturday only

AM	235	-	-	6.53	6.59	7.06	7.12	271
	235	-	-	7.23	7.29	7.36	7.42	273
	239	7.34	7.40	7.47	7.53	8.02	8.08	271

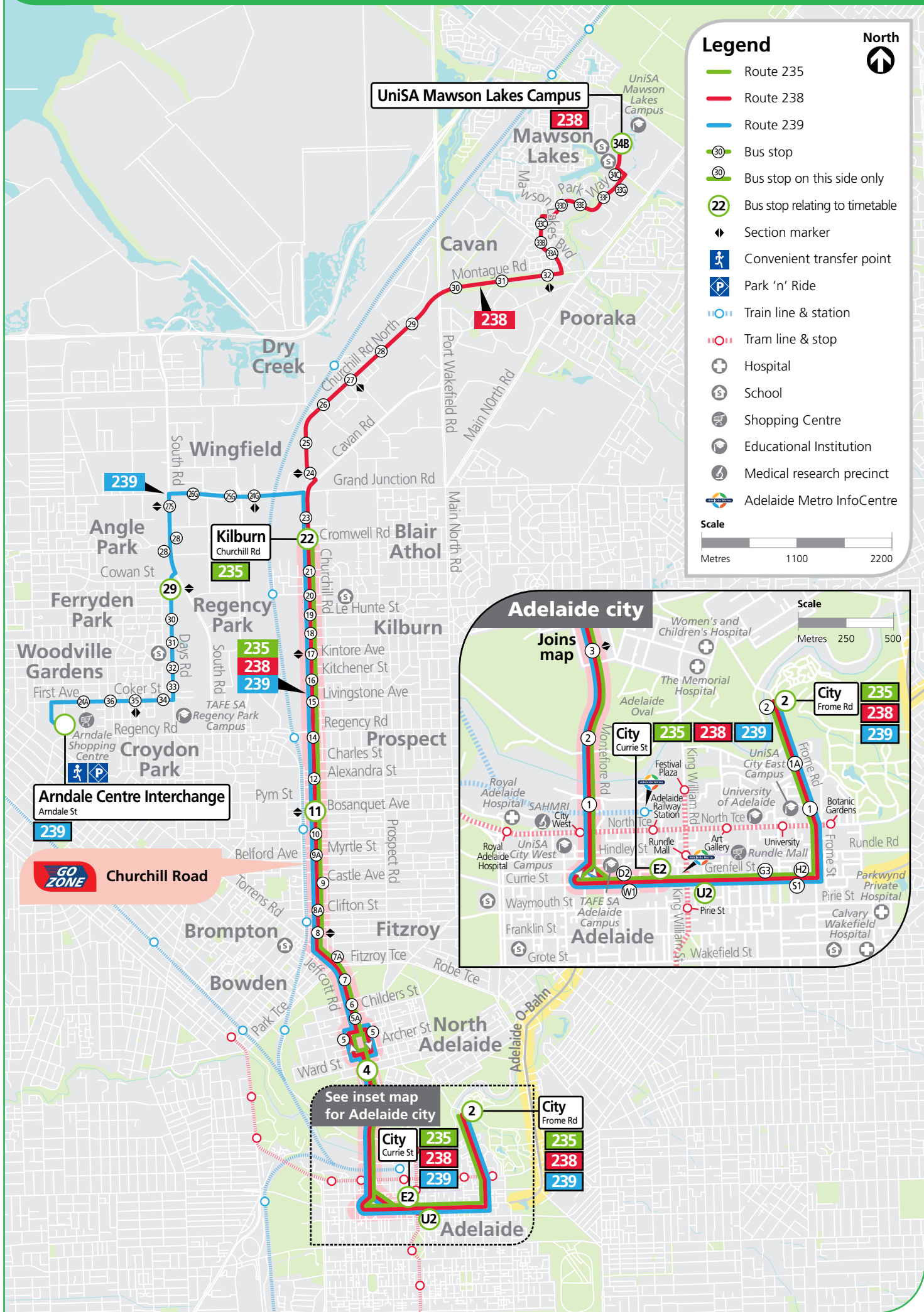
Saturday, Sunday & public holidays

AM	235	-	-	8.17	8.23	8.32	8.38	273
	239	8.32	8.38	8.45	8.54	9.03	9.09	271
	235	-	-	9.19	9.27	9.37	9.43	273
	239	9.34	9.41	9.48	9.57	10.07	10.13	271
	235	-	-	10.19	10.27	10.37	10.43	273
	239	10.34	10.41	10.48	10.57	11.07	11.13	271
	235	-	-	11.19	11.27	11.37	11.43	273
	239	11.34	11.41	11.48	11.57	12.07	12.13	271
PM	235	-	-	12.20	12.27	12.36	12.42	273
	239	12.34	12.41	12.48	12.57	1.06	1.12	271
	235	-	-	1.20	1.27	1.36	1.42	273
	239	1.34	1.41	1.48	1.57	2.06	2.12	271
	235	-	-	2.20	2.27	2.36	2.42	273
	239	2.34	2.41	2.48	2.57	3.06	3.12	271
	235	-	-	3.20	3.27	3.36	3.42	273
	239	3.34	3.41	3.48	3.57	4.06	4.12	271
	235	-	-	4.20	4.27	4.36	4.42	273
	239	4.34	4.41	4.48	4.57	5.06	5.12	271
	235	-	-	5.20	5.27	5.36	5.42	273
	239	5.36	5.43	5.50	5.57	6.06	6.12	271
	235	-	-	6.23	6.30	6.39	6.44	273
	235	-	-	6.57	7.04	7.12	7.17	271
	235	-	-	7.30	7.36	7.43	7.48	273
	235	-	-	8.05	8.11	8.18	8.23	271
	235	-	-	8.35	8.41	8.48	8.53	273
	235	-	-	9.05	9.11	9.18	9.23	271
	235	-	-	9.35	9.41	9.48	9.53	273
	235	-	-	10.05	10.11	10.18	10.23	271
	235	-	-	10.35	10.41	10.48	10.53	273
	235	-	-	11.05	11.11	11.18	11.23	273















Buses continue to...

- 271** Tea Tree Plaza Interchange
- 273** Paradise Interchange

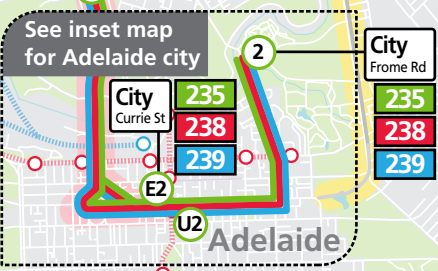
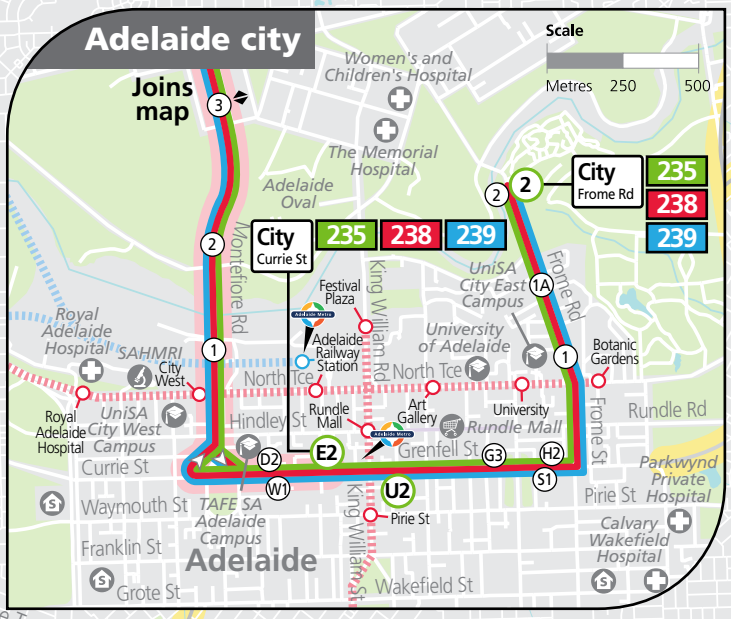
 **235, 238, 239 UniSA Mawson Lakes, Arndale & Kilburn to city**



Legend

- Route 235
- Route 238
- Route 239
-  Bus stop
-  Bus stop on this side only
-  Bus stop relating to timetable
-  Section marker
-  Convenient transfer point
-  Park 'n' Ride
-  Train line & station
-  Tram line & stop
-  Hospital
-  School
-  Shopping Centre
-  Educational Institution
-  Medical research precinct
-  Adelaide Metro InfoCentre

Scale
Metres 1100 2200



Arndale Centre Interchange
Arndale St

GO ZONE Churchill Road

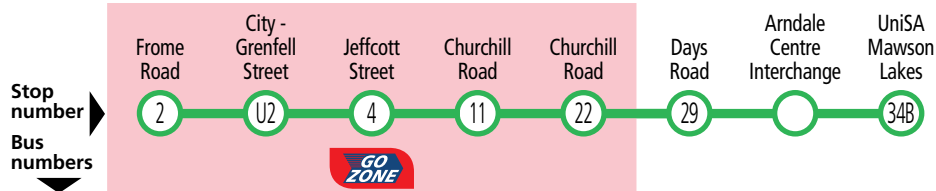
UniSA Mawson Lakes Campus

UniSA Mawson Lakes Campus





235, 238, 239 City to Kilburn, Arndale & UniSA Mawson Lakes



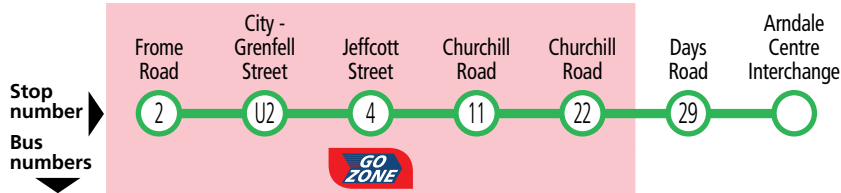
Monday to Friday									
		Frome Road	City - Grenfell Street	Jeffcott Street	Churchill Road	Churchill Road	Days Road	Arndale Centre Interchange	UniSA Mawson Lakes
AM	239	5.59	6.05	6.11	6.17	6.24	6.32	6.40	-
	235	6.31	6.37	6.44	6.51	6.58	-	-	-
	239	6.42	6.48	6.55	7.03	7.10	7.18	7.27	-
	235	6.52	6.58	7.05	7.14	7.21	-	-	-
	239	7.07	7.13	7.20	7.29	7.37	7.45	7.54	-
	238	N7.23	N7.30	N7.37	N7.46	N7.53	-	-	N8.08
	239	7.34	7.43	7.51	8.00	8.08	8.16	8.25	-
	235	7.44	7.53	8.01	8.12	C8.20	-	-	-
	238	N8.01	N8.13	N8.21	N8.32	N8.39	-	-	N8.55
	239	8.15	8.28	8.36	8.46	8.54	9.01	9.10	-
	235	8.33	8.44	8.52	9.01	9.09	-	-	-
	235	8.52	9.03	9.11	9.20	9.28	-	-	-
	238	N9.04	N9.13	N9.21	N9.30	N9.38	-	-	N9.53
	239	9.22	9.30	9.37	9.46	9.54	10.01	10.10	-
	235	9.37	9.44	9.51	10.01	10.09	-	-	-
	235	9.48	9.55	10.02	10.12	10.20	-	-	-
	238	N10.03	N10.10	N10.17	N10.27	N10.35	-	-	N10.50
	239	10.18	10.25	10.32	10.42	10.50	10.57	11.06	-
	235	10.33	10.40	10.47	10.57	11.05	-	-	-
	235	10.48	10.55	11.02	11.12	11.20	-	-	-
235	11.03	11.10	11.17	11.27	11.35	-	-	-	
239	11.18	11.25	11.32	11.42	11.50	11.57	12.06	-	
235	11.33	11.40	11.47	11.57	12.05	-	-	-	
235	11.48	11.55	12.02	12.12	12.20	-	-	-	
PM	235	12.03	12.10	12.17	12.27	12.35	-	-	-
	239	12.18	12.25	12.32	12.42	12.50	12.57	1.06	-
	235	12.33	12.40	12.47	12.57	1.06	-	-	-
	235	12.48	12.55	1.02	1.12	1.21	-	-	-
	235	1.03	1.10	1.17	1.27	1.36	-	-	-
	239	1.18	1.25	1.32	1.42	1.51	1.58	2.07	-
	235	1.32	1.39	1.46	1.56	2.05	-	-	-
	235	1.47	1.54	2.01	2.11	2.20	-	-	-
	235	2.02	2.09	2.16	2.26	2.35	-	-	-
	239	2.20	2.27	2.34	2.44	2.53	3.00	3.09	-
	235	2.37	2.44	2.51	3.01	3.11	-	-	-
	239	2.52	2.59	3.07	3.18	3.27	3.33	3.43	-
	235	3.07	3.14	3.22	3.34	3.45	-	-	-
	239	3.22	3.29	3.38	3.50	3.59	4.06	4.15	-
	235	3.38	3.46	3.54	4.05	4.16	-	-	-
	239	3.53	4.01	4.09	4.20	4.29	4.36	4.45	-
	235	4.08	4.16	4.24	4.35	4.46	-	-	-
	239	4.23	4.31	4.40	4.52	5.01	5.08	5.17	-
	235	4.38	4.46	4.55	5.07	5.18	-	-	-
	239	4.52	5.00	5.09	5.21	5.30	5.37	5.46	-
	235	5.07	5.16	5.25	5.36	5.47	-	-	-
	239	5.24	5.33	5.42	5.53	6.03	6.09	6.17	-
	235	5.40	5.48	5.57	6.07	6.17	-	-	-
	235	5.54	6.02	6.11	6.20	6.30	-	-	-
	235	6.09	6.16	6.23	6.32	6.41	-	-	-
	235	6.22	6.29	6.36	6.44	6.53	-	-	-
	235	6.38	6.44	6.52	7.00	7.09	-	-	-
	235	7.02	7.08	7.16	7.23	7.31	-	-	-
	235	7.32	7.38	7.46	7.53	8.01	-	-	-
	235	8.03	8.09	8.16	8.23	8.31	-	-	-
	235	8.33	8.39	8.46	8.53	9.01	-	-	-
	235	9.03	9.09	9.16	9.23	9.31	-	-	-
235	9.33	9.39	9.46	9.53	10.01	-	-	-	
235	10.03	10.09	10.16	10.23	10.31	-	-	-	
235	11.03	11.09	11.16	11.23	11.31	-	-	-	

Legend

- C – Bus continues to Roma Mitchell Secondary College, arriving at 8.36am on school days only.
- N – Bus operates as route 235 on business days between Christmas Day & New Year's Day and will terminate at stop 22 Churchill Road, Kilburn.



235, 239 City to Kilburn & Arndale



Saturday only								
AM	235	7.14	7.20	7.27	7.34	7.41	-	-
	239	7.44	7.50	7.57	8.04	8.10	8.16	8.25
Saturday, Sunday & public holidays								
AM	235	8.13	8.20	8.27	8.34	8.43	-	-
	239	8.43	8.50	8.58	9.06	9.14	9.20	9.29
	235	9.13	9.20	9.28	9.36	9.45	-	-
	239	9.43	9.50	9.58	10.06	10.14	10.20	10.29
	235	10.13	10.20	10.28	10.36	10.45	-	-
	239	10.43	10.50	10.58	11.06	11.14	11.20	11.29
PM	235	11.13	11.20	11.28	11.36	11.45	-	-
	239	11.43	11.50	11.58	12.06	12.14	12.20	12.29
	235	12.13	12.20	12.28	12.36	12.45	-	-
	239	12.43	12.50	12.58	1.06	1.14	1.20	1.29
	235	1.13	1.20	1.28	1.36	1.45	-	-
	239	1.43	1.50	1.58	2.06	2.14	2.20	2.29
	235	2.13	2.20	2.28	2.36	2.45	-	-
	239	2.43	2.50	2.58	3.06	3.14	3.20	3.29
	235	3.13	3.20	3.28	3.36	3.45	-	-
	239	3.43	3.50	3.58	4.06	4.14	4.20	4.29
	235	4.13	4.20	4.28	4.36	4.45	-	-
	239	4.43	4.50	4.58	5.06	5.14	5.20	5.29
	235	5.13	5.20	5.28	5.36	5.45	-	-
	239	5.43	5.50	5.58	6.06	6.13	6.19	6.27
	235	6.12	6.18	6.26	6.33	6.42	-	-
	235	6.43	6.49	6.57	7.04	7.13	-	-
	235	7.06	7.12	7.20	7.27	7.35	-	-
	235	7.32	7.38	7.46	7.53	8.01	-	-
	235	8.03	8.09	8.16	8.23	8.31	-	-
	235	8.33	8.39	8.46	8.53	9.01	-	-
	235	9.03	9.09	9.16	9.23	9.31	-	-
	235	9.33	9.39	9.46	9.53	10.01	-	-
	235	10.03	10.09	10.16	10.23	10.31	-	-
	235	10.32	10.38	10.45	10.52	11.00	-	-
	235	11.02	11.08	11.15	11.22	11.30	-	-