




**T I M E T A B L E**

**CITY TO  
TONSLEY,  
BRIGHTON &  
NOARLUNGA  
CENTRE**

Train Service



**EFFECTIVE FROM JUNE 2008**



Your friendly TransAdelaide train operator aims to assist you in making your journey an enjoyable experience.

**PLEASE NOTE: This timetable can be enlarged for easier reading using the "zoom" tool in your PDF viewer.**



# City to → Tonsley, Brighton & Noarlunga Centre

SUNDAY & PUBLIC HOLIDAYS

**CITY** to Tonsley, Brighton & Noarlunga Centre



AM SERVICE																							
7.02			7.08	7.10	7.11	7.13	7.15			7.17	7.19	7.21	7.22	7.24	7.26	7.28	7.31	7.32	7.35	7.37	7.41	7.43	7.46
8.02			8.08	8.10	8.11	8.13	8.15			8.17	8.19	8.21	8.22	8.24	8.26	8.28	8.31	8.32	8.35	8.37	8.41	8.43	8.46
8.34							8.45			8.47	8.49	8.51	8.52	8.54	8.56	8.58	9.01	9.02	9.05	9.07	9.11	9.13	9.16
9.02			9.08	9.10	9.11	9.13	9.15			9.17	9.19	9.21	9.22	9.24	9.26	9.28	9.31	9.32	9.35	9.37	9.41	9.43	9.46
9.34							9.45			9.47	9.49	9.51	9.52	9.54	9.56	9.58	10.01	10.02	10.05	10.07	10.11	10.13	10.16
10.02			10.08	10.10	10.11	10.13	10.15			10.17	10.19	10.21	10.22	10.24	10.26	10.28	10.31	10.32	10.35	10.37	10.41	10.43	10.46
10.34							10.45			10.47	10.49	10.51	10.52	10.54	10.56	10.58	11.01	11.02	11.05	11.07	11.11	11.13	11.16
11.02			11.08	11.10	11.11	11.13	11.15			11.17	11.19	11.21	11.22	11.24	11.26	11.28	11.31	11.32	11.35	11.37	11.41	11.43	11.46
11.34							11.45			11.47	11.49	11.51	11.52	11.54	11.56	11.58	12.01	12.02	12.05	12.07	12.11	12.13	12.16
PM SERVICE																							
12.02			12.08	12.10	12.11	12.13	12.15			12.17	12.19	12.21	12.22	12.24	12.26	12.28	12.31	12.32	12.35	12.37	12.41	12.43	12.46
12.34							12.45			12.47	12.49	12.51	12.52	12.54	12.56	12.58	1.01	1.02	1.05	1.07	1.11	1.13	1.16
1.02			1.08	1.10	1.11	1.13	1.15			1.17	1.19	1.21	1.22	1.24	1.26	1.28	1.31	1.32	1.35	1.37	1.41	1.43	1.46
1.34							1.45			1.47	1.49	1.51	1.52	1.54	1.56	1.58	2.01	2.02	2.05	2.07	2.11	2.13	2.16
2.02			2.08	2.10	2.11	2.13	2.15			2.17	2.19	2.21	2.22	2.24	2.26	2.28	2.31	2.32	2.35	2.37	2.41	2.43	2.46
2.34							2.45			2.47	2.49	2.51	2.52	2.54	2.56	2.58	3.01	3.02	3.05	3.07	3.11	3.13	3.16
3.02			3.08	3.10	3.11	3.13	3.15			3.17	3.19	3.21	3.22	3.24	3.26	3.28	3.31	3.32	3.35	3.37	3.41	3.43	3.46
3.34							3.45			3.47	3.49	3.51	3.52	3.54	3.56	3.58	4.01	4.02	4.05	4.07	4.11	4.13	4.16
4.02			4.08	4.10	4.11	4.13	4.15			4.17	4.19	4.21	4.22	4.24	4.26	4.28	4.31	4.32	4.35	4.37	4.41	4.43	4.46
4.34							4.45			4.47	4.49	4.51	4.52	4.54	4.56	4.58	5.01	5.02	5.05	5.07	5.11	5.13	5.16
5.02			5.08	5.10	5.11	5.13	5.15			5.17	5.19	5.21	5.22	5.24	5.26	5.28	5.31	5.32	5.35	5.37	5.41	5.43	5.46
5.34							5.45			5.47	5.49	5.51	5.52	5.54	5.56	5.58	6.01	6.02	6.05	6.07	6.11	6.13	6.16
6.02			6.08	6.10	6.11	6.13	6.15			6.17	6.19	6.21	6.22	6.24	6.26	6.28	6.31	6.32	6.35	6.37	6.41	6.43	6.46
6.34							6.45			6.47	6.49	6.51	6.52	6.54	6.56	6.58	7.01	7.02	7.05	7.07	7.11	7.13	7.16
7.02			7.08	7.10	7.11	7.13	7.15			7.17	7.19	7.21	7.22	7.24	7.26	7.28	7.31	7.32	7.35	7.37	7.41	7.43	7.46
8.02			8.08	8.10	8.11	8.13	8.15			8.17	8.19	8.21	8.22	8.24	8.26	8.28	8.31	8.32	8.35	8.37	8.41	8.43	8.46
9.02			9.08	9.10	9.11	9.13	9.15			9.17	9.19	9.21	9.22	9.24	9.26	9.28	9.31	9.32	9.35	9.37	9.41	9.43	9.46
10.02			10.08	10.10	10.11	10.13	10.15			10.17	10.19	10.21	10.22	10.24	10.26	10.28	10.31	10.32	10.35	10.37	10.41	10.43	10.46
11.02			11.08	11.10	11.11	11.13	11.15			11.17	11.19	11.21	11.22	11.24	11.26	11.28	11.31	11.32	11.35	11.37	11.41	11.43	11.46
11.55			12.01	12.03	12.04	12.06	12.08			12.10	12.12	12.14	12.15	12.17	12.19	12.21	12.24	12.25	12.28	12.30	12.34	12.36	12.39

**LEGEND**

- Train Terminates
- Train does not service this station
- Passengers requiring to alight at a station before Adelaide must transfer at Woodlands Park
- Passengers requiring a Brighton or Noarlunga train service must transfer at Woodlands Park
- Bike Lockers available



**PLEASE NOTE:** This timetable can be enlarged for easier reading using the "zoom" tool in your PDF viewer.

*Click here to download the Routemap for this timetable.*

*We will send you an SMS or email when your service changes! Register now!*

# Noarlunga Centre, Brighton & Tonsley to → City

SUNDAY & PUBLIC HOLIDAYS

Noarlunga Centre, Brighton & Tonsley to **CITY**

	Christie Downs NOARLUNGA CENTRE	Lonsdale	Hallett Cove Beach	Hallett Cove	Marino Rocks	Marino	Seacliff	Brighton	Hove	Warradale	Interchange	Oaklands	Marion	Ascot Park	Tonsley	Clovelly Park	Mitchell Park	Woodlands Park	Edwardstown	Emerson	Clarence Park	Goodwood	Keswick	Mile End	ADELAIDE	
<b>AM SERVICE</b>																										
	6.53	6.55	6.57	7.02	7.04	7.07	7.08	7.10	7.12	7.14	7.16	7.18	7.20	7.22					7.24	7.26	7.27	7.29	7.32			7.38
	7.53	7.55	7.57	8.02	8.04	8.07	8.08	8.10	8.12	8.14	8.16	8.18	8.20	8.22					8.24	8.26	8.27	8.29	8.32			8.38
	8.23	8.25	8.27	8.32	8.34	8.37	8.38	8.40	8.42	8.44	8.46	8.48	8.50	8.52					8.54							9.04
	8.53	8.55	8.57	9.02	9.04	9.07	9.08	9.10	9.12	9.14	9.16	9.18	9.20	9.22					9.24	9.26	9.27	9.29	9.32			9.38
	9.23	9.25	9.27	9.32	9.34	9.37	9.38	9.40	9.42	9.44	9.46	9.48	9.50	9.52					9.54							10.04
	9.53	9.55	9.57	10.02	10.04	10.07	10.08	10.10	10.12	10.14	10.16	10.18	10.20	10.22					10.24	10.26	10.27	10.29	10.32			10.38
	10.23	10.25	10.27	10.32	10.34	10.37	10.38	10.40	10.42	10.44	10.46	10.48	10.50	10.52					10.54							11.04
	10.53	10.55	10.57	11.02	11.04	11.07	11.08	11.10	11.12	11.14	11.16	11.18	11.20	11.22					11.24	11.26	11.27	11.29	11.32			11.38
	11.23	11.25	11.27	11.32	11.34	11.37	11.38	11.40	11.42	11.44	11.46	11.48	11.50	11.52					11.54							12.04
	11.53	11.55	11.57	12.02	12.04	12.07	12.08	12.10	12.12	12.14	12.16	12.18	12.20	12.22					12.24	12.26	12.27	12.29	12.32			12.38
<b>PM SERVICE</b>																										
	12.23	12.25	12.27	12.32	12.34	12.37	12.38	12.40	12.42	12.44	12.46	12.48	12.50	12.52					12.54							1.04
	12.53	12.55	12.57	1.02	1.04	1.07	1.08	1.10	1.12	1.14	1.16	1.18	1.20	1.22					1.24	1.26	1.27	1.29	1.32			1.38
	1.23	1.25	1.27	1.32	1.34	1.37	1.38	1.40	1.42	1.44	1.46	1.48	1.50	1.52					1.54							2.04
	1.53	1.55	1.57	2.02	2.04	2.07	2.08	2.10	2.12	2.14	2.16	2.18	2.20	2.22					2.24	2.26	2.27	2.29	2.32			2.38
	2.23	2.25	2.27	2.32	2.34	2.37	2.38	2.40	2.42	2.44	2.46	2.48	2.50	2.52					2.54							3.04
	2.53	2.55	2.57	3.02	3.04	3.07	3.08	3.10	3.12	3.14	3.16	3.18	3.20	3.22					3.24	3.26	3.27	3.29	3.32			3.38
	3.23	3.25	3.27	3.32	3.34	3.37	3.38	3.40	3.42	3.44	3.46	3.48	3.50	3.52					3.54							4.04
	3.53	3.55	3.57	4.02	4.04	4.07	4.08	4.10	4.12	4.14	4.16	4.18	4.20	4.22					4.24	4.26	4.27	4.29	4.32			4.38
	4.23	4.25	4.27	4.32	4.34	4.37	4.38	4.40	4.42	4.44	4.46	4.48	4.50	4.52					4.54							5.04
	4.53	4.55	4.57	5.02	5.04	5.07	5.08	5.10	5.12	5.14	5.16	5.18	5.20	5.22					5.24	5.26	5.27	5.29	5.32			5.38
	5.23	5.25	5.27	5.32	5.34	5.37	5.38	5.40	5.42	5.44	5.46	5.48	5.50	5.52					5.54							6.04
	5.53	5.55	5.57	6.02	6.04	6.07	6.08	6.10	6.12	6.14	6.16	6.18	6.20	6.22					6.24	6.26	6.27	6.29	6.32			6.38
	6.23	6.25	6.27	6.32	6.34	6.37	6.38	6.40	6.42	6.44	6.46	6.48	6.50	6.52					6.54							7.04
	6.53	6.55	6.57	7.02	7.04	7.07	7.08	7.10	7.12	7.14	7.16	7.18	7.20	7.22					7.24	7.26	7.27	7.29	7.32			7.38
	7.53	7.55	7.57	8.02	8.04	8.07	8.08	8.10	8.12	8.14	8.16	8.18	8.20	8.22					8.24	8.26	8.27	8.29	8.32			8.38
	8.53	8.55	8.57	9.02	9.04	9.07	9.08	9.10	9.12	9.14	9.16	9.18	9.20	9.22					9.24	9.26	9.27	9.29	9.32			9.38
	9.53	9.55	9.57	10.02	10.04	10.07	10.08	10.10	10.12	10.14	10.16	10.18	10.20	10.22					10.24	10.26	10.27	10.29	10.32			10.38
	10.53	10.55	10.57	11.02	11.04	11.07	11.08	11.10	11.12	11.14	11.16	11.18	11.20	11.22					11.24	11.26	11.27	11.29	11.32			11.38

**LEGEND**

- Train Terminates
- Train does not service this station
- Passengers requiring to alight at a station before Adelaide must transfer at Woodlands Park
- Passengers requiring a Brighton or Noarlunga train service must transfer at Woodlands Park
- Bike Lockers available



**PLEASE NOTE:** This timetable can be enlarged for easier reading using the "zoom" tool in your PDF viewer.

*Click here to download the Routemap for this timetable.*

*We will send you an SMS or email when your service changes! Register now!*



## CITY TO BRIGHTON & NOARLUNGA CENTRE

Train Service

CITY, ADELAIDE RAILWAY STATION TO BRIGHTON, NOARLUNGA INTERCHANGE AND RETURN.  
Normal service.

## CITY TO TONSLEY

Train Service

CITY, ADELAIDE RAILWAY STATION TO TONSLEY AND RETURN.  
No night, weekend or public holidays.



Please keep this publication for future use

Let us contact you when services change with direct sms and/or email or download your timetable [www.adelaidemetro.com.au](http://www.adelaidemetro.com.au)



## PUBLIC TRANSPORT INFORMATION

For more information, contact the InfoLine

### Call 8210 1000

For hearing impaired, call (TTY) on 8303 0844 Lines open 7am - 8pm, 7 days a week  
or call into the InfoCentre corner King William and Currie Streets, Adelaide.  
Open 8am - 6pm Monday to Friday, 9am - 5pm Saturday and 11am - 4pm Sunday.

### \$1,000 REWARD

*See something NOW? Then call us NOW on your mobile! Vandal damage to your Adelaide Metro system will ultimately cost you \$\$\$\$.* Don't let vandals destroy your system! A reward of up to \$1,000 will be paid for information leading to the detection and conviction of criminals.  
Call Transit Police to report offences on 8303 0500, 7.00am to 1.30am, 7 days a week.

Change is required to purchase a ticket on board a train. **The ticket machine does not accept 5c coins and notes.**

It only accepts \$2, \$1, 50c, 20c and 10c coins. You must keep your ticket until you have left the station at the end of your trip.

Do not throw your ticket away on the train. You will need it to leave the station.

You **must validate** your ticket **every** time you board a train, even if you board from another service.

Concession tickets are required for bikes on trains before 9am and between 3pm and 6pm Monday-to-Friday.

Ticket checks are conducted **every day** at the Adelaide Railway Station from 5am until at least 7pm and on a random basis at all other stations. *Having your ticket and pass ready will minimise delays at the Adelaide Railway Station ticket gates.*

### On board Ticket Vending Machine operating instructions

1. Press button to select ticket type.
2. Insert coins to value shown.
3. Remove ticket from slot
4. Immediately insert ticket into ticket validator located to the left of the ticket vending machine before making an additional ticket selection. - Note when amber light is lit exact change **must** be used and when the red light is lit change is not available and \$2 coins will not be accepted

### The TransAdelaide Help Desk

Operates between 6am - 9pm Monday to Friday 6.30am - 6.30pm Saturday and 6.30am - 2pm Sunday.  
Call 8218 2362 or visit our website at [www.transadelaide.com.au](http://www.transadelaide.com.au)

Let us contact you when services change with direct sms and/or email or download your timetable [www.adelaidemetro.com.au](http://www.adelaidemetro.com.au)



Government of South Australia

