

# How to log in to your Seniors metrocard account and complete the registration process

1. Open your internet browser. Type <http://adelaidemetro.com.au> into the address bar

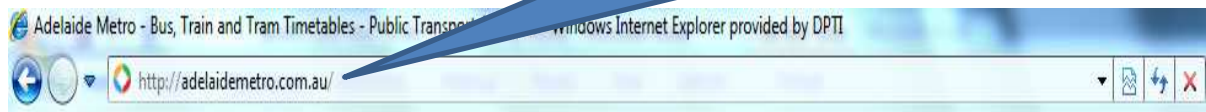


Figure 1 - address bar on Internet Explorer

2. Hover your mouse over the Tickets menu until the next menu level opens, and click on **Seniors**

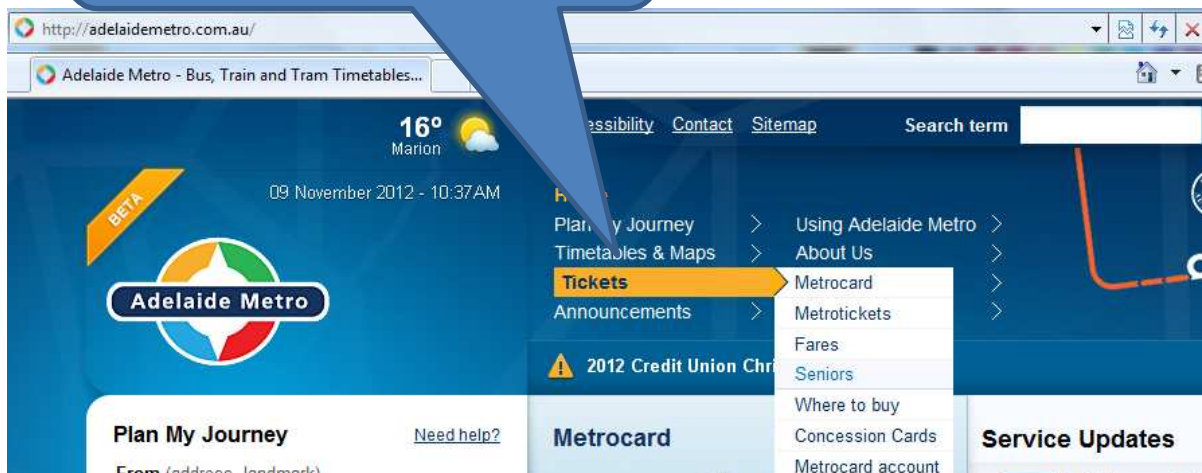


Figure 2 - Adelaide Metro homepage



# How to log in to your Seniors metrocard account and complete the registration process

3. On the **Seniors** page, click the 'Log in' button. Clicking the 'log in' button will open the metrocard page in a new window.

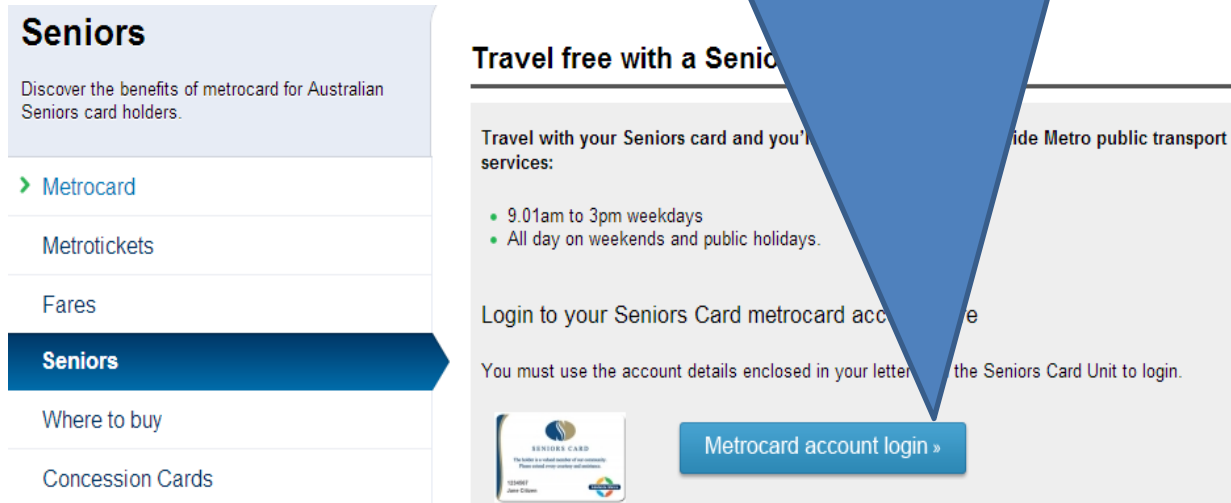


Figure 3 - Seniors metrocard log in screen

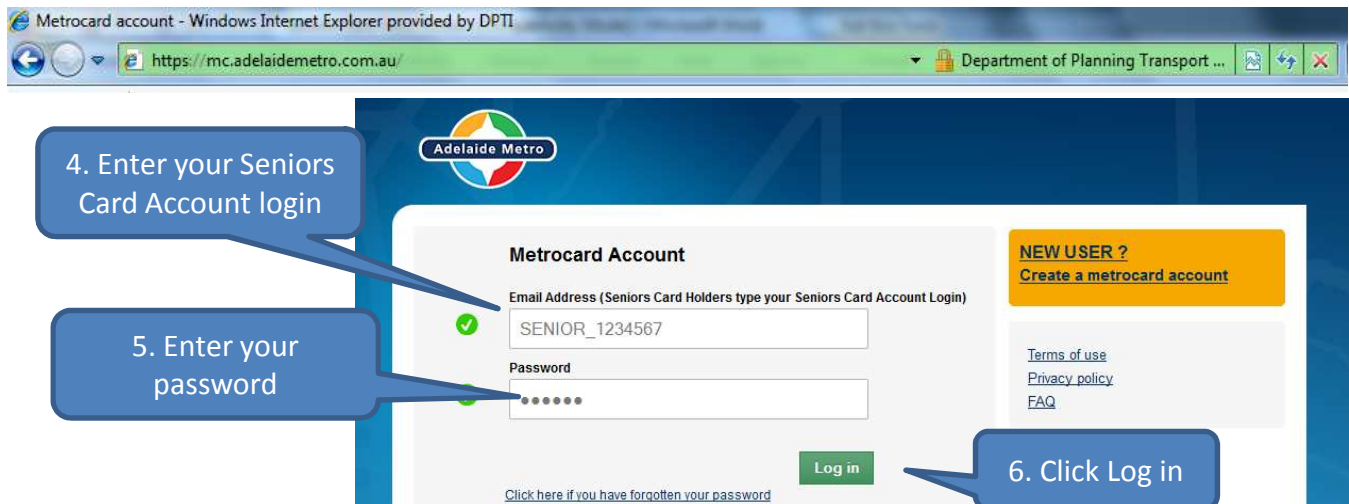


Figure 4 - metrocard login screen



# How to log in to your Seniors metrocard account and complete the registration process

**7. Enter your email address**

**8. Re-enter your email address to confirm**

**9. Check the Terms & Conditions box**

**10. Click Next**

Figure 5 - metrocard confirmation screen

**Update your details**

**When you are finished, simply log out**

Figure 6 - metrocard account screen

**For further information**  
 call: Seniors Card Unit 1800 819 961  
 email: [seniorcard@sa.gov.au](mailto:seniorcard@sa.gov.au)  
 visit: Adelaide Metro InfoCentre, cnr King William  
 and Currie Street

