

Project overview

Construction work is underway on a \$350 million redevelopment of the Adelaide Convention Centre.

The redevelopment will be delivered in two stages. Construction of the first stage, which began in September 2011 expands the existing facility westwards over the railway lines to link with Morphett Street bridge. Stage one will be completed in mid 2014.

Stage two, replacing the existing plenary building is scheduled for completion in mid 2017.

A redeveloped Adelaide Convention Centre will create one of the largest, most flexible and up-to-date meeting places in the world.

Key features will include:

- A striking built form shape, roof structures and facade inspired by the South Australian landscape, particularly the layers and colours of the cliffs, rock formations and escarpments of the Flinders Ranges
- Three distinct and individually iconic buildings capable of hosting one single major event or three separate events concurrently.

For further information:

- call: 1300 305 255 – line open 9am to 5pm weekdays with voicemail outside of these times
- email: DPTI.ConventionCentreProjectTeam@sa.gov.au
- visit: infrastructure.sa.gov.au

The department thanks you for your patience and understanding while this important upgrade is underway.

Temporary timetable for

Tonsley & Noarlunga trains

from Monday 27 February 2012

connect
and GO

RAIL CLOSURES FOR ADELAIDE CONVENTION CENTRE REDEVELOPMENT

TONSLEY TRAIN LINE CLOSED

between Tonsley and Woodlands Park

SUBSTITUTE BUSES AVAILABLE

from Monday 27 February 2012
to February 2013 (approximately)

Bus – Tonsley to Woodlands Park
Train – Noarlunga & Woodlands Park to Adelaide

To ensure the redevelopment of the Adelaide Convention Centre is carried out safely and effectively, the Tonsley train line will not be operational from Monday 27 February 2012 until February 2013 (approximately). Train services along the Noarlunga line will continue to operate to a modified timetable while dedicated substitute bus services will operate between Woodlands Park and Tonsley.

There will be no impact to night or weekend services.

adelaidemetro.com.au

1300 311 108



Government
of South Australia



Travel information

The first stage

The first stage of the Adelaide Convention Centre Redevelopment involves the expansion of the existing facility westward over the railway lines to link with the Morphett Street bridge. To ensure the safety of passengers as well as staff and construction crew, two platforms at the Adelaide Railway Station will be closed. The temporary closure of the Tonsley train line during construction will avoid the congestion and subsequent late running of services which would otherwise occur.

With the temporary closure of the Tonsley train line, the Noarlunga train will be required to make additional scheduled stops at stations which would otherwise be covered by the Tonsley train. For this reason, the substitute timetable covers both the Tonsley and Noarlunga train services. As construction will take place between 6am and 7pm Monday to Friday, the Noarlunga Train services will run to their normal timetable after 7pm Monday to Friday and all day on Saturday, Sunday and public holidays.

Substitute buses have been allocated for the Tonsley train based on current frequency and use of trains to ensure there are enough vehicles to transport all commuters between Tonsley Station and Woodlands Park Station. Substitute bus services and regular bus and train services will be monitored throughout construction.

What is the bus service?

A substitute bus service will operate between Tonsley and Woodlands Park stations.

The substitute bus service has been designed to replace the Tonsley train service as closely as possible in terms of service frequency and stopping locations.

As the substitute bus service cannot travel along a dedicated corridor bus travel times are subject to daily traffic conditions.

Please check the timetable thoroughly to ensure you will arrive at your destination on time.

The substitute services take longer than the regular train service. While trains travel within a dedicated corridor, buses have to travel along public roads and share them with other road users.

This means you may need to catch an earlier train than usual to arrive at your destination on time.

Getting on the bus

As a number of bus services may operate via your substitute bus stop, please ensure you hail the bus you require by raising your hand as the bus approaches your stop. Enter via the front doors only and validate your Metroticket in the validating machine just inside the front door.

Getting off the bus

Red buttons are located on the poles throughout most Adelaide Metro buses. Press this button to notify the driver that you wish to get off at the next stop.

Accessible transport

For information on alternate accessible services please call the Morphettville depot on 8377 6400 as early as possible prior to travel.



Bike users

To ensure the comfort and safety of all passengers, bicycles are not permitted on substitute bus services, however, bike lockers are located at the following stations:

- > Oaklands Park
- > Woodlands Park

To enquire about bike locker availability and hire, please call Adelaide Metro on 1300 311 108.

Substitute bus routes

Tonsley to Woodlands Park

From stop 28 Sturt Road northern side (Tonsley Station) via Maple Avenue, Oak Avenue, Birch Crescent, Sturt Road, Bradley Grove, (Clovelly Park and Mitchell Park Stations) Celtic Avenue, Windsor Avenue, English Avenue, Beaumont Street, Daws Road, West Street, Deloraine Road to stop 17 Adelaide Terrace Woodlands Park (Woodlands Park Station).

Woodlands Park to Tonsley

From stop 17 Adelaide Terrace (Woodlands Park Station) via Flinders Street, Russel Terrace, Lindsay Avenue, Adelaide Terrace, Deloraine Road, West Street, Daws Road, Beaumont Street, English Avenue, Windsor Avenue, Celtic Ave, Bradley Grove (Clovelly Park and Mitchell Park Stations) to stop 28 Sturt Road northern side (Tonsley Station).

Closed stations	Substitute bus stop
Tonsley	Stop 28 Sturt Road (northern side)
Clovelly Park	Stop 27 Bradley Grove
Mitchell Park	Stop 25 Bradley Grove
Woodlands Park	Stop 17 Adelaide Terrace



TRAIN – Noarlunga to Woodlands Park and Adelaide
SUBSTITUTE BUS – Tonsley to Woodlands Park

Monday to Friday	AM															
	Train	Train	Train	Train	Train	Train	Train	Train	Train	Train	Train	Train	Train	Train	Train	Train
Train Departs Noarlunga Centre Interchange	5.20	5.42	6.05	-	6.25	-	6.45	-	7.03	7.17	-	7.26	7.39	-	7.45	7.50
Christie Downs	5.23	5.45	6.08	-	6.28	-	6.48	-	7.06	-	-	7.29	-	-	7.48	7.53
Lonsdale	5.25	5.47	6.10	-	6.30	-	6.50	-	7.08	-	-	7.31	-	-	7.50	7.55
Hallett Cove Beach	5.31	5.53	6.16	-	6.35	-	6.55	-	7.13	-	-	7.36	-	-	7.56	8.01
Hallett Cove	5.34	5.56	6.19	-	6.38	-	6.58	-	7.17	-	-	7.40	-	-	8.00	8.05
Marino Rocks	5.37	5.59	6.22	-	6.42	-	7.02	-	7.21	-	-	7.43	-	-	-	8.08
Marino	5.38	6.00	6.24	-	6.44	-	7.04	-	7.23	-	-	7.45	-	-	-	8.10
Seacliff	5.40	6.02	6.27	-	6.47	-	7.07	-	7.26	-	-	7.47	-	-	-	8.12
Brighton	5.42	6.04	6.29	6.31	6.49	6.51	7.09	7.11	7.28	-	7.34	7.50	-	7.56	8.07	8.15
Hove	5.44	6.06	-	6.33	-	6.53	-	7.13	-	-	7.36	-	-	7.58	-	8.17
Warradale	5.45	6.07	-	6.35	-	6.55	-	7.15	-	-	7.38	-	-	8.00	-	8.19
Oaklands	5.47	6.09	6.33	6.37	6.53	6.57	7.13	7.17	-	-	7.40	-	-	8.02	8.12	8.21
Marion	5.49	6.11	-	6.39	-	6.59	-	7.19	-	-	7.42	-	-	8.04	-	8.23
Ascot Park	5.51	6.13	-	6.42	-	7.02	-	7.22	-	-	7.45	-	-	8.07	-	8.26
Tonsley train substitute bus service	Bus	Bus	Bus	Bus	Bus	Bus	Bus	Bus	Bus	Bus	Bus	Bus	Bus	Bus	Bus	Bus
Bus departs Tonsley	-	-	-	-	-	6.44	-	7.04	-	-	7.26	-	-	7.48	-	8.07
Clovelly Park	-	-	-	-	-	6.51	-	7.11	-	-	7.34	-	-	7.56	-	8.15
Mitchell Park	-	-	-	-	-	6.53	-	7.13	-	-	7.36	-	-	7.58	-	8.17
Bus arrives Woodlands Park	-	-	-	-	-	6.59	-	7.19	-	-	7.42	-	-	8.04	-	8.23
Transfer to train	Train	Train	Train	Train	Train	Train	Train	Train	Train	Train	Train	Train	Train	Train	Train	Train
Train departs Woodlands Park	5.52	6.15	-	6.44	-	7.04	-	7.24	-	-	7.47	-	-	8.09	8.15	8.28
Edwardstown	5.54	6.17	-	6.46	-	7.06	-	7.26	-	-	7.49	-	-	8.11	-	8.30
Emerson	5.55	6.18	-	6.47	-	7.07	-	7.27	-	-	7.50	-	-	8.12	-	8.31
Clarence Park	5.57	6.20	-	6.49	-	7.09	-	7.29	-	-	7.52	-	-	8.14	-	8.33
Goodwood	6.00	6.23	-	6.52	-	7.12	-	7.32	-	-	7.55	-	-	8.17	-	8.36
Keswick	6.01	6.24	-	6.53	-	7.13	-	7.33	-	-	7.56	-	-	8.18	-	8.37
Mile End	6.05	6.28	-	6.57	-	7.17	-	7.37	-	-	8.00	-	-	8.22	-	8.41
Train arrives Adelaide	6.09	6.32	6.48	7.01	7.08	7.21	7.28	7.41	7.47	7.50	8.04	8.09	8.12	8.26	8.27	8.45

TRAIN – Noarlunga to Woodlands Park and Adelaide
SUBSTITUTE BUS – Tonsley to Woodlands Park

Monday to Friday	PM															
	Train	Train	Train	Train	Train	Train	Train	Train	Train	Train	Train	Train	Train	Train	Train	Train
Train Departs Noarlunga Centre Interchange	8.05	8.15	8.45	9.00	9.15	9.30	9.45	10.00	10.15	10.30	10.45	11.15	11.45	12.15	12.45	
Christie Downs	8.08	8.18	8.48	9.03	9.18	9.33	9.48	10.03	10.18	10.33	10.48	11.18	11.48	12.18	12.48	
Lonsdale	8.10	8.20	8.50	-	9.20	-	9.50	-	10.20	-	10.50	11.20	11.50	12.20	12.50	
Hallett Cove Beach	8.16	8.26	8.55	9.08	9.25	9.38	9.55	10.08	10.25	10.38	10.55	11.25	11.55	12.25	12.55	
Hallett Cove	8.20	8.30	8.59	9.11	9.28	9.41	9.58	10.11	10.28	10.41	10.58	11.28	11.58	12.28	12.58	
Marino Rocks	-	8.33	9.02	-	9.31	-	10.01	-	10.31	-	11.01	11.31	12.01	12.31	1.01	
Marino	-	8.35	9.04	-	9.33	-	10.03	-	10.33	-	11.03	11.33	12.03	12.33	1.03	
Seacliff	-	8.37	9.06	-	9.35	-	10.05	-	10.35	-	11.05	11.35	12.05	12.35	1.05	
Brighton	8.27	8.39	9.08	9.18	9.37	9.48	10.07	10.18	10.37	10.48	11.07	11.37	12.07	12.37	1.07	
Hove	-	8.41	-	9.20	-	9.50	-	10.20	-	10.50	11.09	11.39	12.09	12.39	1.09	
Warradale	-	8.43	-	9.22	-	9.52	-	10.22	-	10.52	11.11	11.41	12.11	12.41	1.11	
Oaklands	8.31	8.45	9.11	9.24	9.41	9.54	10.10	10.24	10.40	10.54	11.13	11.43	12.13	12.43	1.13	
Marion	-	8.47	-	9.26	-	9.56	-	10.26	-	10.56	11.15	11.45	12.15	12.45	1.15	
Ascot Park	-	8.50	-	9.28	-	9.58	-	10.28	-	10.58	11.17	11.47	12.17	12.47	1.17	
Tonsley train substitute bus service	Bus	Bus	Bus	Bus	Bus	Bus	Bus	Bus	Bus	Bus	Bus	Bus	Bus	Bus	Bus	Bus
Bus departs Tonsley	-	8.31	-	9.10	-	-	-	10.10	-	-	10.59	-	11.59	-	12.59	
Clovelly Park	-	8.39	-	9.17	-	-	-	10.17	-	-	11.06	-	12.06	-	1.06	
Mitchell Park	-	8.41	-	9.19	-	-	-	10.19	-	-	11.08	-	12.08	-	1.08	
Bus arrives Woodlands Park	-	8.47	-	9.25	-	-	-	10.25	-	-	11.14	-	12.14	-	1.14	
Transfer to train	Train	Train	Train	Train	Train	Train	Train	Train	Train	Train	Train	Train	Train	Train	Train	Train
Train departs Woodlands Park	-	8.52	-	9.30	-	10.00	-	10.30	-	11.00	11.19	11.49	12.19	12.49	1.19	
Edwardstown	-	8.54	-	9.32	-	10.02	-	10.32	-	11.01	11.20	11.50	12.20	12.50	1.20	
Emerson	-	8.55	-	9.33	-	10.04	-	10.33	-	11.04	11.22	11.52	12.22	12.52	1.22	
Clarence Park	-	8.57	-	9.35	-	10.06	-	10.35	-	11.06	11.24	11.54	12.24	12.54	1.24	
Goodwood	-	9.00	-	9.38	-	10.09	-	10.38	-	11.09	11.27	11.57	12.27	12.57	1.27	
Keswick	-	9.01	-	9.39	-	10.10	-	10.39	-	11.10	11.28	11.58	12.28	12.58	1.28	
Mile End	-	9.05	-	9.43	-	-	-	10.42	-	-	11.31	11.31	12.31	-	1.31	
Train arrives Adelaide	8.48	9.09	9.26	9.47	9.57	10.17	10.25	10.45	10.55	11.16	11.34	12.04	12.34	1.04	1.34	

TRAIN – Noarlunga to Woodlands Park and Adelaide
SUBSTITUTE BUS – Tonsley to Woodlands Park

Monday to Friday	PM															
	Train	Train	Train	Train	Train	Train	Train	Train	Train	Train	Train	Train	Train	Train	Train	Train
Train Departs Noarlunga Centre Interchange	1.15	1.45	2.00	2.15	2.30	2.45	3.00	3.15	3.30	3.45	-	4.00	4.14	-	4.30	-
Christie Downs	1.18	1.48	2.03	2.18	2.33	2.48	3.03	3.18	3.33	3.48	-	4.03	4.17	-	4.32	-
Lonsdale	1.20	1.50	-	2.20	-	2.50	-	3.20	-	3.50	-	4.05	4.19	-	4.34	-
Hallett Cove Beach	1.25	1.55	2.08	2.25	2.38	2.55	3.08	3.25	3.38	3.55	-	4.11	4.24	-	4.39	-
Hallett Cove	1.28	1.58	2.11	2.28	2.41	2.58	3.11	3.28	3.41	3.58	-	4.14	4.27	-	4.42	-
Marino Rocks	1.31	2.01	-	2.31	-	3.01	-	3.31	-	4.01	-	4.17	4.30	-	4.45	-
Marino	1.33	2.03	-	2.33	-	3.03	-	3.33	-	4.03	-	4.19	4.32	-	4.47	-
Seacliff	1.35	2.05	-	2.35	-	3.05	-	3.35	-	4.05	-	4.21	4.34	-	4.49	-
Brighton	1.37	2.07	2.18	2.37	2.48	3.07	3.18	3.37	3.48	4.07	4.09	4.24	4.36	4.38	4.51	4.56
Hove	1.39	-	2.20	-	2.50	-	3.20	3.39	3.50	-	4.11	-	-	4.40	-	4.58
Warradale	1.41	-	2.22	-	2.52	-	3.22	3.41	3.52	-	4.13	-	-	4.42	-	5.00
Oaklands	1.43	2.10	2.24	2.40	2.54	3.10	3.24	3.43	3.54	4.10	4.15	4.28	4.39	4.44	4.54	5.02
Marion	1.45	-	2.26	-	2.56	-	3.26	3.45	3.56	-	4.17	-	-	4.46	-	5.04
Ascot Park	1.47	-	2.28	-	2.58	-	3.28	3.47	3.58	-	4.19	-	-	4.48	-	5.06
Tonsley train substitute bus service	Bus	Bus	Bus	Bus	Bus	Bus	Bus	Bus	Bus	Bus	Bus	Bus	Bus	Bus	Bus	Bus
Bus departs Tonsley	-	-	2.10	-	-	-	3.10	-	-	-	4.00	-	-	-	-	4.47
Clovelly Park	-	-	2.17	-	-	-	3.17	-	-	-	4.08	-	-	-	-	4.55
Mitchell Park	-	-	2.19	-	-	-	3.19	-	-	-	4.10	-	-	-	-	4.57
Bus arrives Woodlands Park	-	-	2.25	-	-	-	3.25	-	-	-	4.16	-	-	-	-	5.03
Transfer to train	Train	Train	Train	Train	Train	Train	Train	Train	Train	Train	Train	Train	Train	Train	Train	Train
Train departs Woodlands Park	1.49	-	2.30	-	3.00	-	3.30	3.49	4.00	-	4.21	-	-	4.50	-	5.08
Edwardstown	1.50	-	2.32	-	3.02	-	3.32	3.51	4.02	-	4.23	-	-	4.52	-	5.10
Emerson	1.52	-	2.34	-	3.04	-	3.34	3.53	4.04	-	4.24	-	-	4.53	-	5.11
Clarence Park	1.54	-	2.36	-	3.06	-	3.36	3.55	4.06	-	4.26	-	-	4.55	-	5.13
Goodwood	1.57	-	2.39	-	3.09	-	3.39	3.58	4.09	-	4.29	-	-	4.58	-	5.16
Keswick	1.58	-	2.40	-	3.10	-	3.40	3.59	4.10	-	4.30	-	-	4.59	-	5.17
Mile End	-	-	2.43	-	3.14	-	3.44	4.03	4.14	-	4.33	-	-	5.02	-	5.20
Train arrives Adelaide	2.04	2.25	2.46	2.55	3.17	3.25	3.47	4.06	4.17	4.25	4.36	4.43	4.54	5.06	5.09	5.24

TRAIN – Noarlunga to Woodlands Park and Adelaide
SUBSTITUTE BUS – Tonsley to Woodlands Park

Monday to Friday	PM															
	Train	Train	Train	Train	Train	Train	Train	Train	Train	Train	Train	Train	Train	Train	Train	Train
Train Departs Noarlunga Centre Interchange	4.45	-	5.04	-	5.23	5.43	6.10	6.30	6.55	7.25	7.42	7.56	8.56	9.56	10.12F	10.56
Christie Downs	4.48	-	5.06	-	5.25	5.45	6.13	6.33	6.58	7.28	7.45	7.58	8.58	9.58	-	10.58
Lonsdale	4.50	-	5.08	-	5.27	5.47	6.15	6.35	7.00	7.30	-	8.00	9.00	10.00	-	11.00
Hallett Cove Beach	4.56	-	5.13	-	5.32	5.52	6.20	6.40	7.05	7.35	7.50	8.05	9.05	10.05	-	11.05
Hallett Cove	4.59	-	5.16	-	5.36	5.56	6.23	6.43	7.07	7.37	7.52	8.07	9.07	10.07	-	11.07
Marino Rocks	5.02	-	5.21	-	5.39	5.59	6.26	6.46	7.10	7.40	-	8.10	9.10	10.10	-	11.10
Marino	5.04	-	5.23	-	5.42	6.02	6.28	6.49	7.12	7.42	-	8.11	9.11	10.11	-	11.11
Seacliff	5.06	-	5.25	-	5.44	6.04	6.30	6.51	7.14	7.44	-	8.13	9.13	10.13	-	11.13
Brighton	5.08	5.16	5.27	5.37	5.47	6.07	6.32	6.53	7.16	7.46	8.00	8.14	9.14	10.14	-	11.14
Hove	-	5.18	-	-	5.49	6.09	6.34	6.55	7.18	7.48	-	8.16	9.16	10.16	-	11.16
Warradale	-	5.20	-	-	5.51	6.11	6.36	6.57	7.19	7.49	-	8.17	9.17	10.17	-	11.17
Oaklands	5.11	5.22	5.30	-	5.53	6.13	6.38	6.59	7.21	7.51	8.05	8.19	9.19	10.19	-	11.19
Marion	-	5.24	-	-	5.55	6.15	6.40	7.01	7.23	7.53	-	8.21	9.21	10.21	-	11.21
Ascot Park	-	5.26	-	-	5.57	6.17	6.42	7.03	7.25	7.55	-	8.23	9.23	10.23	-	11.23
Tonsley train substitute bus service	Bus	Bus	Bus	Bus	Bus	Bus	Bus	Bus	Bus	Bus	Bus	Bus	Bus	Bus	Bus	Bus
Bus departs Tonsley	-	-	5.13	-	5.38	5.59	6.24	-	-	-	-	-	-	-	-	-
Clovelly Park	-	-	5.21	-	5.46	6.06	6.31	-	-	-	-	-	-	-	-	-
Mitchell Park	-	-	5.23	-	5.48	6.08	6.33	-	-	-	-	-	-	-	-	-
Bus arrives Woodlands Park	-	-	5.29	-	5.54	6.14	6.39	-	-	-	-	-	-	-	-	-
Transfer to train	Train	Train	Train	Train	Train	Train	Train	Train	Train	Train	Train	Train	Train	Train	Train	Train
Train departs Woodlands Park	-	5.28	5.34	-	5.59	6.19	6.44	7.05	7.27	7.57	-	8.24	9.24	10.24	-	11.24
Edwardstown	-	5.30	5.36	-	6.01	6.21	6.46	7.07	7.29	7.59	-	8.26	9.26	10.26	-	11.26
Emerson	-	5.31	5.37	-	6.02	6.22	6.47	7.09	7.31	8.01	-	8.27	9.27	10.27	-	11.27
Clarence Park	-	5.33	5.39	-	6.04	6.24	6.49	7.11	7.33	8.03	-	8.29	9.29	10.29	-	11.29
Goodwood	-	5.36	5.42	-	6.07	6.27	6.52	7.14	7.36	8.06	-	8.32	9.32	10.32	-	11.32
Keswick	-	5.37	5.43	-	6.08	6.28	6.53	-	-	-	-	-	-	-	-	-
Mile End	-	5.41	5.47	-	6.12	6.32	6.57	-	-	-	-	-	-	-	-	-
Train arrives Adelaide	5.27	5.45	5.51	5.55	6.16	6.36	7.01	7.20	7.42	8.12	8.19	8.38	9.38	10.38	10.44F	11.38

F - Friday only.

TRAIN – Noarlunga and Woodlands Park to Adelaide

Saturday, Sunday and public holidays	AM								PM							
	Train	Train	Train	Train	Train	Train	Train	Train	Train	Train	Train	Train	Train	Train	Train	Train
Train Departs Noarlunga Centre Interchange	6.25#	6.55	7.25	7.55	8.25	8.55	9.25	9.55	10.25	10.55	11.25	11.55	12.25	12.55	1.25	1.55
Christie Downs	6.27#	6.57	7.27	7.57	8.27	8.57	9.27	9.57	10.27	10.57	11.27	11.57	12.27	12.57	1.27	1.57
Lonsdale	6.29#	6.59	7.29	7.59	8.29	8.59	9.29	9.59	10.29	10.59	11.29	11.59	12.29	12.59	1.29	1.59
Hallett Cove Beach	6.33#	7.03	7.33	8.03	8.33	9.03	9.33	10.03	10.33	11.03	11.33	12.03	12.33	1.03	1.33	2.03
Hallett Cove	6.35#	7.05	7.35	8.05	8.35	9.05	9.35	10.05	10.35	11.05	11.35	12.05	12.35	1.05	1.35	2.05
Marino Rocks	6.38#	7.08	7.38	8.08	8.38	9.08	9.38	10.08	10.38	11.08	11.38	12.08	12.38	1.08	1.38	2.08
Marino	6.39#	7.09	7.39	8.09	8.39	9.09	9.39	10.09	10.39	11.09	11.39	12.09	12.39	1.09	1.39	2.09
Seacliff	6.41#	7.11	7.41	8.11	8.41	9.11	9.41	10.11	10.41	11.11	11.41	12.11	12.41	1.11	1.41	2.11
Brighton	6.44#	7.14	7.44	8.14	8.44	9.14	9.44	10.14	10.44	11.14	11.44	12.14	12.44	1.14	1.44	2.14
Hove	6.46#	7.16	7.46	8.16	8.46	9.16	9.46	10.16	10.46	11.16	11.46	12.16	12.46	1.16	1.46	2.16
Warradale	6.48#	7.18	7.48	8.18	8.48	9.18	9.48	10.18	10.48	11.18	11.48	12.18	12.48	1.18	1.48	2.18
Oaklands	6.51#	7.21	7.51	8.21	8.51	9.21	9.51	10.21	10.51	11.21	11.51	12.21	12.51	1.21	1.51	2.21
Marion	6.53#	7.23	7.53	8.23	8.53	9.23	9.53	10.23	10.53	11.23	11.53	12.23	12.53	1.23	1.53	2.23
Ascot Park	6.55#	7.25	7.55	8.25	8.55	9.25	9.55	10.25	10.55	11.25	11.55	12.25	12.55	1.25	1.55	2.25
Tonsley	-	-	-	-	-	-	-	-	-	-	-	-	-	-	-	-
Clovelly Park	-	-	-	-	-	-	-	-	-	-	-	-	-	-	-	-
Mitchell Park	-	-	-	-	-	-	-	-	-	-	-	-	-	-	-	-
Woodlands Park	6.57#	7.27	7.57	8.27	8.57	9.27	9.57	10.27	10.57	11.27	11.57	12.27	12.57	1.27	1.57	2.27
Edwardstown	6.59#	7.29	7.59	8.29	-	9.29	-	10.29	-	11.29	-	12.29	-	1.29	-	2.29
Emerson	7.01#	7.31	8.01	8.31	-	9.31	-	10.31	-	11.31	-	12.31	-	1.31	-	2.31
Clarence Park	7.03#	7.33	8.03	8.33	-	9.33	-	10.33	-	11.33	-	12.33	-	1.33	-	2.33
Goodwood	7.06#	7.36	8.06	8.36	-	9.36	-	10.36	-	11.36	-	12.36	-	1.36	-	2.36
Keswick	-	-	-	-	-	-	-	-	-	-	-	-	-	-	-	-
Mile End	-	-	-	-	-	-	-	-	-	-	-	-	-	-	-	-
Train arrives Adelaide	7.12#	7.42	8.12	8.42	9.08	9.42	10.08	10.42	11.08	11.42	12.08	12.42	1.08	1.42	2.08	2.42

- Service operates Saturday only.

Weekend train services operate to the normal Saturday, Sunday and public holiday timetable, which is shown here.

TRAIN – Noarlunga and Woodlands Park to Adelaide

Saturday, Sunday and public holidays	PM														
	Train	Train	Train	Train	Train	Train	Train	Train	Train	Train	Train	Train	Train	Train	Train
Train Departs Noarlunga Centre Interchange	2.25	2.55	3.25	3.55	4.25	4.55	5.25	5.55	6.25	6.55	7.55	8.55	9.55	10.55	
Christie Downs	2.27	2.57	3.27	3.57	4.27	4.57	5.27	5.57	6.27	6.57	7.57	8.57	9.57	10.57	
Lonsdale	2.29	2.59	3.29	3.59	4.29	4.59	5.29	5.59	6.29	6.59	7.59	8.59	9.59	10.59	
Hallett Cove Beach	2.33	3.03	3.33	4.03	4.33	5.03	5.33	6.03	6.33	7.03	8.03	9.03	10.03	11.03	
Hallett Cove	2.35	3.05	3.35	4.05	4.35	5.05	5.35	6.05	6.35	7.05	8.05	9.05	10.05	11.05	
Marino Rocks	2.38	3.08	3.38	4.08	4.38	5.08	5.38	6.08	6.38	7.08	8.08	9.08	10.08	11.08	
Marino	2.39	3.09	3.39	4.09	4.39	5.09	5.39	6.09	6.39	7.09	8.09	9.09	10.09	11.09	
Seacliff	2.41	3.11	3.41	4.11	4.41	5.11	5.41	6.11	6.41	7.11	8.11	9.11	10.11	11.11	
Brighton	2.44	3.14	3.44	4.14	4.44	5.14	5.44	6.14	6.44	7.14	8.14	9.14	10.14	11.14	
Hove	2.46	3.16	3.46	4.16	4.46	5.16	5.46	6.16	6.46	7.16	8.16	9.16	10.16	11.16	
Warradale	2.48	3.18	3.48	4.18	4.48	5.18	5.48	6.18	6.48	7.18	8.18	9.18	10.18	11.18	
Oaklands	2.51	3.21	3.51	4.21	4.51	5.21	5.51	6.21	6.51	7.21	8.21	9.21	10.21	11.21	
Marion	2.53	3.23	3.53	4.23	4.53	5.23	5.53	6.23	6.53	7.23	8.23	9.23	10.23	11.23	
Ascot Park	2.55	3.25	3.55	4.25	4.55	5.25	5.55	6.25	6.55	7.25	8.25	9.25	10.25	11.25	
Tonsley	-	-	-	-	-	-	-	-	-	-	-	-	-	-	
Clovelly Park	-	-	-	-	-	-	-	-	-	-	-	-	-	-	
Mitchell Park	-	-	-	-	-	-	-	-	-	-	-	-	-	-	
Woodlands Park	2.57	3.27	3.57	4.27	4.57	5.27	5.57	6.27	6.57	7.27	8.27	9.27	10.27	11.27	
Edwardstown	-	3.29	-	4.29	-	5.29	-	6.29	-	7.29	8.29	9.29	10.29	11.29	
Emerson	-	3.31	-	4.31	-	5.31	-	6.31	-	7.31	8.31	9.31	10.31	11.31	
Clarence Park	-	3.33	-	4.33	-	5.33	-	6.33	-	7.33	8.33	9.33	10.33	11.33	
Goodwood	-	3.36	-	4.36	-	5.36	-	6.36	-	7.36	8.36	9.36	10.36	11.36	
Keswick	-	-	-	-	-	-	-	-	-	-	-	-	-	-	
Mile End	-	-	-	-	-	-	-	-	-	-	-	-	-	-	
Train arrives Adelaide	3.08	3.42	4.08	4.42	5.08	5.42	6.08	6.42	7.08	7.42	8.42	9.42	10.42	11.42	

Weekend train services operate to the normal Saturday, Sunday and public holiday timetable, which is shown here.

TRAIN – Adelaide to Woodlands Park and Noarlunga
SUBSTITUTE BUS – Woodlands Park to Tonsley

Monday to Friday	AM														
	Train	Train	Train	Train	Train	Train	Train	Train	Train	Train	Train	Train	Train	Train	Train
Train departs Adelaide	5.24	5.28	5.56	6.14	6.18	6.35	6.39	6.51	6.57	7.14	7.26	7.49	8.10	8.22	8.38
Mile End	-	5.31	5.59	-	6.21	-	6.42	-	7.00	7.17	-	7.52	8.13	8.25	8.41
Keswick	-	5.35	6.03	-	6.25	-	6.46	-	7.04	7.21	-	7.56	8.17	8.29	8.45
Goodwood	-	5.37	6.05	-	6.27	-	6.48	-	7.06	7.23	-	7.58	8.19	8.31	8.47
Clarence Park	-	5.39	6.07	-	6.29	-	6.50	-	7.08	7.25	-	8.00	8.21	8.33	8.49
Emerson	-	5.40	6.08	-	6.30	-	6.51	-	7.09	7.26	-	8.01	8.22	8.34	8.50
Edwardstown	-	5.42	6.10	-	6.32	-	6.53	-	7.11	7.28	-	8.03	8.24	8.36	8.52
Train arrives Woodlands Park	-	5.44	6.12	-	6.34	-	6.55	-	7.13	7.30	-	8.05	8.26	8.38	8.54
Transfer to substitute bus	Bus	Bus	Bus	Bus	Bus	Bus	Bus	Bus	Bus	Bus	Bus	Bus	Bus	Bus	Bus
Bus departs Woodlands Park	-	-	-	-	6.39	-	7.00	-	7.15	7.35	-	8.10	8.31	-	8.59
Mitchell Park	-	-	-	-	6.46	-	7.07	-	7.22	7.42	-	8.17	8.38	-	9.06
Clovelly Park	-	-	-	-	6.48	-	7.09	-	7.24	7.44	-	8.19	8.40	-	9.08
Bus arrives Tonsley	-	-	-	-	6.50	-	7.11	-	7.26	7.46	-	8.21	8.42	-	9.10
Train continues To	Train	Train	Train	Train	Train	Train	Train	Train	Train	Train	Train	Train	Train	Train	Train
Ascot Park	-	5.46	6.14	-	6.36	-	6.57	-	7.15	7.32	-	8.07	8.28	-	8.57
Marion	-	5.48	6.16	-	6.38	-	6.59	-	7.17	7.34	-	8.09	8.30	-	8.59
Oaklands	-	5.50	6.18	6.28	6.40	6.49	7.01	7.05	7.19	7.36	7.40	8.11	8.32	8.42	9.01
Warradale	-	5.52	6.19	-	6.41	-	7.02	-	7.20	7.37	-	8.12	8.33	-	9.03
Hove	-	5.54	6.21	-	6.43	-	7.04	-	7.22	7.39	-	8.14	8.35	-	9.05
Brighton	-	5.57	6.23	6.34	6.45	6.55	7.06	7.11	7.24	7.41	7.45	8.16	8.37	8.47	9.07
Seacliff	-	5.59	-	6.36	-	6.57	-	7.13	-	-	7.47	8.18	-	8.49	-
Marino	-	6.02	-	6.39	-	7.00	-	7.16	-	-	7.50	8.21	-	8.52	-
Marino Rocks	-	6.03	-	6.40	-	7.01	-	7.17	-	-	7.51	8.22	-	8.54	-
Hallett Cove	-	6.06	-	6.43	-	7.04	-	7.21	-	-	7.55	8.25	8.44	8.57	9.14
Hallett Cove Beach	-	6.09	-	6.46	-	7.07	-	7.24	-	-	7.58	8.28	8.46	8.59	9.16
Lonsdale	-	6.14	-	6.51	-	7.12	-	7.29	-	-	8.03	8.33	-	9.04	-
Christie Downs	-	6.16	-	6.53	-	7.14	-	7.31	-	-	8.05	8.35	8.51	9.06	9.21
Train arrives Noarlunga Centre Interchange	5.57	6.19	-	6.56	-	7.17	-	7.34	-	-	8.08	8.38	8.54	9.09	9.24

TRAIN – Adelaide to Woodlands Park and Noarlunga
SUBSTITUTE BUS – Woodlands Park to Tonsley

Monday to Friday	AM										PM				
	Train	Train	Train	Train	Train	Train	Train	Train	Train	Train	Train	Train	Train	Train	Train
Train departs Adelaide	8.58	9.08	9.28	9.39	09.58	10.09	10.28	10.48	11.18	11.48	12.18	12.48	1.20	1.39	
Mile End	-	9.11	-	9.42	-	-	-	10.51	11.21	11.51	12.21	12.51	1.23	-	
Keswick	-	9.15	-	9.45	-	10.15	-	10.55	11.24	11.54	12.24	12.54	1.26	1.45	
Goodwood	-	9.17	-	9.47	-	10.17	-	10.57	11.26	11.56	12.26	12.56	1.28	1.47	
Clarence Park	-	9.19	-	9.49	-	10.19	-	10.59	11.28	11.58	12.28	12.58	1.30	1.49	
Emerson	-	9.20	-	9.50	-	10.20	-	11.00	11.29	11.59	12.29	12.59	1.31	1.50	
Edwardstown	-	9.22	-	9.52	-	10.22	-	11.02	11.31	12.01	12.31	1.01	1.33	1.52	
Train arrives Woodlands Park	-	9.24	-	9.54	-	10.24	-	11.04	11.33	12.03	12.33	1.03	1.35	1.54	
Transfer to substitute bus	Bus	Bus	Bus	Bus	Bus	Bus	Bus	Bus	Bus	Bus	Bus	Bus	Bus	Bus	Bus
Bus departs Woodlands Park	-	-	-	9.59	-	-	-	11.09	-	12.08	-	1.08	-	1.59	
Mitchell Park	-	-	-	10.06	-	-	-	11.16	-	12.15	-	1.15	-	2.06	
Clovelly Park	-	-	-	10.08	-	-	-	11.18	-	12.17	-	1.17	-	2.08	
Bus arrives Tonsley	-	-	-	10.10	-	-	-	11.20	-	12.19	-	1.19	-	2.10	
Train continues To	Train	Train	Train	Train	Train	Train	Train	Train	Train	Train	Train	Train	Train	Train	Train
Ascot Park	-	9.27	-	9.56	-	10.26	-	11.07	11.36	12.06	12.36	1.06	1.37	1.56	
Marion	-	9.29	-	9.58	-	10.28	-	11.09	11.38	12.08	12.38	1.08	1.39	1.58	
Oaklands	9.12	9.31	9.42	10.00	10.12	10.30	10.42	11.11	11.40	12.10	12.40	1.10	1.41	2.00	
Warradale	-	9.33	-	10.02	-	10.32	-	11.13	11.42	12.12	12.42	1.12	1.43	2.02	
Hove	-	9.35	-	10.04	-	10.34	-	11.15	11.44	12.14	12.44	1.14	1.45	2.04	
Brighton	9.17	9.37	9.47	10.07	10.17	10.37	10.47	11.17	11.46	12.16	12.46	1.16	1.47	2.07	
Seacliff	9.20	-	9.49	-	10.19	-	10.49	11.19	11.48	12.18	12.48	1.18	1.49	-	
Marino	9.23	-	9.52	-	10.22	-	10.52	11.22	11.51	12.21	12.51	1.21	1.52	-	
Marino Rocks	9.24	-	9.53	-	10.23	-	10.53	11.23	11.52	12.22	12.52	1.22	1.53	-	
Hallett Cove	9.27	9.44	9.56	10.14	10.26	10.44	10.56	11.26	11.55	12.25	12.55	1.25	1.56	2.14	
Hallett Cove Beach	9.29	9.46	9.58	10.16	10.28	10.46	10.58	11.28	11.57	12.27	12.57	1.27	1.58	2.16	
Lonsdale	9.34	-	10.03	-	10.33	-	11.03	11.33	12.01	12.31	1.01	1.31	2.03	-	
Christie Downs	9.36	9.51	10.05	10.21	10.35	10.51	11.05	11.35	12.03	12.33	1.03	1.33	2.05	2.21	
Train arrives Noarlunga Centre Interchange	9.39	9.54	10.08	10.24	10.38	10.54	11.08	11.38	12.06	12.36	1.06	1.36	2.08	2.24	

TRAIN – Adelaide to Woodlands Park and Noarlunga
SUBSTITUTE BUS – Woodlands Park to Tonsley

Monday to Friday	PM													
	Train	Train	Train	Train	Train	Train	Train	Train	Train	Train	Train	Train	Train	Train
Train departs Adelaide	1.58	2.09	2.28	2.39	2.58	3.10	3.26	3.35	3.48	3.56	4.14	4.24	4.38	4.44
Mile End	-	2.12	-	-	-	-	-	3.38	-	-	-	4.27	-	4.47
Keswick	-	2.15	-	2.45	-	-	-	3.42	-	-	-	4.31	-	4.51
Goodwood	-	2.17	-	2.47	-	-	-	3.44	3.54	-	-	4.33	-	4.53
Clarence Park	-	2.19	-	2.49	-	-	-	3.46	3.56	-	-	4.35	-	4.55
Emerson	-	2.20	-	2.50	-	-	-	3.47	3.57	-	-	4.36	-	4.56
Edwardstown	-	2.22	-	2.52	-	-	-	3.49	3.59	-	-	4.38	-	4.58
Train arrives Woodlands Park	-	2.24	-	2.54	-	-	-	3.51	4.01	-	-	4.40	-	5.00
Transfer to substitute bus	Bus	Bus	Bus	Bus	Bus	Bus	Bus	Bus	Bus	Bus	Bus	Bus	Bus	Bus
Bus departs Woodlands Park	-	-	-	2.59	-	-	-	3.56	-	-	-	4.45	-	5.05
Mitchell Park	-	-	-	3.06	-	-	-	4.03	-	-	-	4.52	-	5.12
Clovelly Park	-	-	-	3.08	-	-	-	4.05	-	-	-	4.54	-	5.14
Bus arrives Tonsley	-	-	-	3.10	-	-	-	4.07	-	-	-	4.56	-	5.16
Train continues To	Train	Train	Train	Train	Train	Train	Train	Train	Train	Train	Train	Train	Train	Train
Ascot Park	-	2.26	-	2.56	-	-	-	3.53	4.03	-	-	4.42	-	5.02
Marion	-	2.28	-	2.58	-	-	3.38	3.55	4.05	-	-	4.44	-	5.04
Oaklands	2.12	2.30	2.42	3.00	3.12	3.24	3.40	3.57	4.07	4.11	4.29	4.46	4.52	5.06
Warradale	-	2.32	-	3.02	-	-	-	3.58	4.08	-	-	4.47	-	5.07
Hove	-	2.34	-	3.04	-	-	3.43	4.00	4.10	-	-	4.49	-	5.09
Brighton	2.17	2.37	2.47	3.07	3.17	3.29	3.46	4.03	4.12	4.16	4.34	4.51	4.57	5.11
Seacliff	2.19	-	2.49	-	3.19	3.31	3.48	4.05	-	4.18	4.36	-	4.59	-
Marino	2.22	-	2.52	-	3.22	3.34	3.51	4.08	-	4.21	4.39	-	5.02	-
Marino Rocks	2.23	-	2.53	-	3.23	3.35	3.53	4.10	-	4.23	4.41	-	5.03	-
Hallett Cove	2.26	2.44	2.56	3.14	3.26	3.38	3.56	4.13	-	4.26	4.44	-	5.07	-
Hallett Cove Beach	2.28	2.46	2.58	3.16	3.28	3.41	3.59	4.16	-	4.29	4.47	-	5.10	-
Lonsdale	2.33	-	3.03	-	3.33	3.47	4.04	4.20	-	4.35	4.51	-	5.14	-
Christie Downs	2.35	2.51	3.05	3.21	3.35	3.49	4.06	4.22	-	4.37	4.53	-	5.16	-
Train arrives Noarlunga Centre Interchange	2.38	2.54	3.08	3.24	3.38	3.52	4.09	4.25	-	16.40	4.56	-	5.19	-

TRAIN – Adelaide to Woodlands Park and Noarlunga
SUBSTITUTE BUS – Woodlands Park to Tonsley

Monday to Friday	PM													
	Train	Train	Train	Train	Train	Train	Train	Train	Train	Train	Train	Train	Train	Train
Train departs Adelaide	4.56	5.00	5.10	5.14	5.18	5.21	5.43	5.47	5.50	6.07	6.24	6.33	6.47	7.02
Mile End	-	5.03	-	-	-	5.24	-	-	5.53	6.10	-	-	-	-
Keswick	5.01	5.07	-	-	-	5.28	-	-	5.57	6.14	-	-	-	-
Goodwood	-	5.09	-	-	-	5.30	-	-	5.59	6.16	-	6.39	-	7.08
Clarence Park	-	5.11	-	-	-	5.32	-	-	6.01	6.18	-	6.41	-	7.10
Emerson	-	5.12	-	-	-	5.33	-	-	6.02	6.19	-	6.42	-	7.11
Edwardstown	-	5.14	-	-	-	5.35	-	-	6.04	6.21	-	6.44	-	7.13
Train arrives Woodlands Park	-	5.16	-	-	5.29	5.37	-	-	6.06	6.23	-	6.46	-	7.15
Transfer to substitute bus	Bus	Bus	Bus	Bus	Bus	Bus	Bus	Bus	Bus	Bus	Bus	Bus	Bus	Bus
Bus departs Woodlands Park	-	5.21	-	-	5.34	5.42	-	-	6.11	-	-	-	-	-
Mitchell Park	-	5.28	-	-	5.41	5.49	-	-	6.18	-	-	-	-	-
Clovelly Park	-	5.30	-	-	5.43	5.51	-	-	6.20	-	-	-	-	-
Bus arrives Tonsley	-	5.32	-	-	5.45	5.53	-	-	6.22	-	-	-	-	-
Train continues To	Train	Train	Train	Train	Train	Train	Train	Train	Train	Train	Train	Train	Train	Train
Ascot Park	-	-	-	-	5.31	5.39	-	-	6.08	6.25	-	6.48	-	7.17
Marion	-	-	-	-	5.33	5.41	-	-	6.10	6.27	-	6.50	-	7.19
Oaklands	5.10	5.20	-	5.28	5.35	5.43	-	6.01	6.12	6.29	6.38	6.52	7.00	7.21
Warradale	-	-	-	-	5.37	5.44	-	-	6.14	6.30	-	6.53	-	7.22
Hove	-	-	-	-	5.39	5.46	-	-	6.16	6.32	-	6.55	-	7.24
Brighton	5.15	5.24	-	5.33	5.42	5.49	-	6.06	6.18	6.35	6.44	6.58	7.06	7.26
Seacliff	5.17	-	-	-	5.44	5.51	-	-	6.20	6.37	-	7.00	-	7.28
Marino	5.20	-	-	-	5.47	5.54	-	-	6.23	6.40	-	7.03	-	7.32
Marino Rocks	5.21	-	-	-	5.48	5.55	-	-	6.24	6.41	-	7.05	-	7.33
Hallett Cove	5.25	-	-	5.39	5.52	5.59	-	6.13	6.28	6.45	6.50	7.08	7.12	7.36
Hallett Cove Beach	5.28	-	-	5.42	5.55	6.02	-	6.16	6.30	6.47	6.53	7.11	7.15	7.38
Lonsdale	5.32	-	-	5.46	6.00	6.06	-	6.21	6.35	6.51	-	7.15	-	7.42
Christie Downs	5.34	-	-	5.48	6.02	6.08	-	6.23	6.37	6.53	6.58	7.18	7.20	7.45
Train arrives Noarlunga Centre Interchange	5.37	-	5.41	5.51	6.05	6.11	6.14	6.26	6.40	6.56	7.01	7.21	7.23	7.48

TRAIN – Adelaide to Woodlands Park and Noarlunga

Monday to Friday	PM					
	Train	Train	Train	Train	Train	Train
Train departs Adelaide	8.06	9.06	9.25F	10.02	11.02	11.55
Mile End	-	-	-	-	-	-
Keswick	-	-	-	-	-	-
Goodwood	8.12	9.12	-	10.08	11.08	12.01
Clarence Park	8.14	9.14	-	10.10	11.10	12.03
Emerson	8.15	9.15	-	10.11	11.11	12.04
Edwardstown	8.17	9.17	-	10.13	11.13	12.06
Woodlands Park	8.19	9.19	9.36F	10.15	11.15	12.08
Mitchell Park	-	-	-	-	-	-
Clovelly Park	-	-	-	-	-	-
Tonsley	-	-	-	-	-	-
Ascot Park	8.21	9.21	9.38F	10.17	11.17	12.10
Marion	8.23	9.23	9.40F	10.19	11.19	12.12
Oaklands	8.25	9.25	9.42F	10.21	11.21	12.14
Warradale	8.26	9.26	9.43F	10.22	11.22	12.15
Hove	8.28	9.28	9.45F	10.24	11.24	12.17
Brighton	8.30	9.30	9.47F	10.26	11.26	12.19
Seacliff	8.32	9.32	9.49F	10.28	11.28	12.21
Marino	8.36	9.36	9.52F	10.32	11.32	12.25
Marino Rocks	8.37	9.37	9.54F	10.33	11.33	12.26
Hallett Cove	8.40	9.40	9.57F	10.36	11.36	12.29
Hallett Cove Beach	8.42	9.42	9.59F	10.38	11.38	12.31
Lonsdale	8.46	9.46	10.03F	10.42	11.42	12.35
Christie Downs	8.49	9.49	10.06F	10.45	11.45	12.38
Train arrives Noarlunga Centre Interchange	8.52	9.52	10.09F	10.48	11.48	12.41

F - Friday only.


























TRAIN – Adelaide to Woodlands Park and Noarlunga

Saturday, Sunday and public holidays	AM								PM							
	Train	Train	Train	Train	Train	Train	Train	Train	Train	Train	Train	Train	Train	Train	Train	
Train departs Adelaide	7.00	7.32#	8.00	8.32	9.00	9.32	10.00	10.32	11.00	11.32	12.00	12.32	1.00	1.32	2.00	2.32
Mile End	-	-	-	-	-	-	-	-	-	-	-	-	-	-	-	-
Keswick	-	-	-	-	-	-	-	-	-	-	-	-	-	-	-	-
Goodwood	7.06	-	8.06	-	9.06	-	10.06	-	11.06	-	12.06	-	1.06	-	2.06	-
Clarence Park	7.08	-	8.08	-	9.08	-	10.08	-	11.08	-	12.08	-	1.08	-	2.08	-
Emerson	7.09	-	8.09	-	9.09	-	10.09	-	11.09	-	12.09	-	1.09	-	2.09	-
Edwardstown	7.11	-	8.11	-	9.11	-	10.11	-	11.11	-	12.11	-	1.11	-	2.11	-
Woodlands Park	7.13	7.43#	8.13	8.43	9.13	9.43	10.13	10.43	11.13	11.43	12.13	12.43	1.13	1.43	2.13	2.43
Mitchell Park	-	-	-	-	-	-	-	-	-	-	-	-	-	-	-	-
Clovelly Park	-	-	-	-	-	-	-	-	-	-	-	-	-	-	-	-
Tonsley	-	-	-	-	-	-	-	-	-	-	-	-	-	-	-	-
Ascot Park	7.15	7.45#	8.15	8.45	9.15	9.45	10.15	10.45	11.15	11.45	12.15	12.45	1.15	1.45	2.15	2.45
Marion	7.17	7.47#	8.17	8.47	9.17	9.47	10.17	10.47	11.17	11.47	12.17	12.47	1.17	1.47	2.17	2.47
Oaklands	7.19	7.49#	8.19	8.49	9.19	9.49	10.19	10.49	11.19	11.49	12.19	12.49	1.19	1.49	2.19	2.49
Warradale	7.21	7.51#	8.21	8.51	9.21	9.51	10.21	10.51	11.21	11.51	12.21	12.51	1.21	1.51	2.21	2.51
Hove	7.23	7.53#	8.23	8.53	9.23	9.53	10.23	10.53	11.23	11.53	12.23	12.53	1.23	1.53	2.23	2.53
Brighton	7.25	7.55#	8.25	8.55	9.25	9.55	10.25	10.55	11.25	11.55	12.25	12.55	1.25	1.55	2.25	2.55
Seacliff	7.27	7.57#	8.27	8.57	9.27	9.57	10.27	10.57	11.27	11.57	12.27	12.57	1.27	1.57	2.27	2.57
Marino	7.3	8.00#	8.30	9.00	9.30	10.00	10.30	11.00	11.30	12.00	12.30	1.00	1.30	2.00	2.30	3.00
Marino Rocks	7.32	8.02#	8.32	9.02	9.32	10.02	10.32	11.02	11.32	12.02	12.32	1.02	1.32	2.02	2.32	3.02
Hallett Cove	7.35	8.05#	8.35	9.05	9.35	10.05	10.35	11.05	11.35	12.05	12.35	1.05	1.35	2.05	2.35	3.05
Hallett Cove Beach	7.38	8.08#	8.38	9.08	9.38	10.08	10.38	11.08	11.38	12.08	12.38	1.08	1.38	2.08	2.38	3.08
Lonsdale	7.42	8.12#	8.42	9.12	9.42	10.12	10.42	11.12	11.42	12.12	12.42	1.12	1.42	2.12	2.42	3.12
Christie Downs	7.44	8.14#	8.44	9.14	9.44	10.14	10.44	11.14	11.44	12.14	12.44	1.14	1.44	2.14	2.44	3.14
Train arrives Noarlunga Centre Interchange	7.47	8.17#	8.47	9.17	9.47	10.17	10.47	11.17	11.47	12.17	12.47	1.17	1.47	2.17	2.47	3.17

- Service operates Saturday only.

Weekend train services operate to the normal Saturday, Sunday and public holiday timetable, which is shown here.

TRAIN – Adelaide to Woodlands Park and Noarlunga

Saturday, Sunday and public holidays		PM													
		Train	Train	Train	Train	Train	Train	Train	Train	Train	Train	Train	Train	Train	Train
	Train departs Adelaide	3.00	3.32	4.00	4.32	5.00	5.32	6.00	6.32	7.00	8.00	9.00	10.00	11.00	12.00
	Mile End	-	-	-	-	-	-	-	-	-	-	-	-	-	-
	Keswick	-	-	-	-	-	-	-	-	-	-	-	-	-	-
	Goodwood	3.06	-	4.06	-	5.06	-	6.06	-	7.06	8.06	9.06	10.06	11.06	12.06
	Clarence Park	3.08	-	4.08	-	5.08	-	6.08	-	7.08	8.08	9.08	10.08	11.08	12.08
	Emerson	3.09	-	4.09	-	5.09	-	6.09	-	7.09	8.09	9.09	10.09	11.09	12.09
	Edwardstown	3.11	-	4.11	-	5.11	-	6.11	-	7.11	8.11	9.11	10.11	11.11	12.11
	Woodlands Park	3.13	3.43	4.13	4.43	5.13	5.43	6.13	6.43	7.13	8.13	9.13	10.13	11.13	12.13
	Mitchell Park	-	-	-	-	-	-	-	-	-	-	-	-	-	-
	Clovelly Park	-	-	-	-	-	-	-	-	-	-	-	-	-	-
	Tonsley	-	-	-	-	-	-	-	-	-	-	-	-	-	-
	Ascot Park	3.15	3.45	4.15	4.45	5.15	5.45	6.15	6.45	7.15	8.15	9.15	10.15	11.15	12.15
	Marion	3.17	3.47	4.17	4.47	5.17	5.47	6.17	6.47	7.17	8.17	9.17	10.17	11.17	12.17
	Oaklands	3.19	3.49	4.19	4.49	5.19	5.49	6.19	6.49	7.19	8.19	9.19	10.19	11.19	12.19
	Warradale	3.21	3.51	4.21	4.51	5.21	5.51	6.21	6.51	7.21	8.21	9.21	10.21	11.21	12.21
	Hove	3.23	3.53	4.23	4.53	5.23	5.53	6.23	6.53	7.23	8.23	9.23	10.23	11.23	12.23
	Brighton	3.25	3.55	4.25	4.55	5.25	5.55	6.25	6.55	7.25	8.25	9.25	10.25	11.25	12.25
	Seacliff	3.27	3.57	4.27	4.57	5.27	5.57	6.27	6.57	7.27	8.27	9.27	10.27	11.27	12.27
	Marino	3.30	4.00	4.30	5.00	5.30	6.00	6.30	7.00	7.30	8.30	9.30	10.30	11.30	12.30
	Marino Rocks	3.32	4.02	4.32	5.02	5.32	6.02	6.32	7.02	7.32	8.32	9.32	10.32	11.32	12.32
	Hallett Cove	3.35	4.05	4.35	5.05	5.35	6.05	6.35	7.05	7.35	8.35	9.35	10.35	11.35	12.35
	Hallett Cove Beach	3.38	4.08	4.38	5.08	5.38	6.08	6.38	7.08	7.38	8.38	9.38	10.38	11.38	12.38
	Lonsdale	3.42	4.12	4.42	5.12	5.42	6.12	6.42	7.12	7.42	8.42	9.42	10.42	11.42	12.42
	Christie Downs	3.44	4.14	4.44	5.14	5.44	6.14	6.44	7.14	7.44	8.44	9.44	10.44	11.44	12.44
	Train arrives Noarlunga Centre Interchange	3.47	4.17	4.47	5.17	5.47	6.17	6.47	7.17	7.47	8.47	9.47	10.47	11.47	12.47

Weekend train services operate to the normal Saturday, Sunday and public holiday timetable, which is shown here.